

DIGI COMMUNICATIONS N.V.

(“the Company” or “DIGI”)

Investor presentation

**Preliminary results
of the year ended
December 31, 2017**

February 15, 2018

Disclaimer

By attending the meeting where this presentation is made, or by reading the presentation slides, you agree to be bound by the following limitations: The information in this document has been prepared by Digi Communications N.V., (the "Company" or "DIGI") and solely for use during the presentation.

This presentation has been made to you solely for your information and background, the information contained herein may be incomplete or condensed and such information is subject to update, completion, revision and amendment and may change materially. No person is under any obligation to update or keep current the information contained in the presentation and these materials, and any opinions expressed in relation thereto, are subject to change without notice.

The industry, market and competitive position data contained in this presentation come from third party industry publications, studies and surveys believed to be reliable. However, there is no guarantee of the accuracy or completeness of such data.

This presentation does not purport to be comprehensive or to contain all of the information that an investor may require for a full analysis of the matters referred to herein. No representation or warranty (whether express or implied) is given in respect of any information in this presentation or that this presentation is suitable for the recipient's purposes. Any recipient hereof should seek its own legal, accounting and other relevant professional advice. Any liability, including in respect of direct, indirect or consequential loss or damage, of the Company (or any of its affiliates or controlling persons) relating to the information contained within this presentation is expressly excluded.

This presentation includes statements, estimates, opinions and projections with respect to anticipated future performance of the Company. Such forward-looking statements reflect current expectations based on the current business plan and various other assumptions and involve significant risks and uncertainties and should not be read as guarantees of future performance or results and will not necessarily be accurate indications of whether or not such results will be achieved. Such forward-looking statements only speak as at the date of this presentation and the Company is not under any obligation to update or revise such forward-looking statements to reflect new events or circumstances.

This presentation contains references to certain non-IFRS financial measures and operating measures. These supplemental measures should not be viewed in isolation or as alternatives to measures of the Company's financial condition, results of operations or cash flows as presented in accordance with IFRS in its consolidated financial statements. The non-IFRS financial and operating measures used by the Company may differ from, and not be comparable to, similarly titled measures used by other companies.

The delivery of this presentation does not imply that the information herein is correct as at any time subsequent to the date hereof and the Company has no obligation whatsoever to update any of the information or the conclusions contained herein or to correct any inaccuracies which may become apparent subsequent to the date hereof.

This presentation does not constitute or form part of, and should not be construed as, an offer to sell or issue, or the solicitation of an offer to purchase, subscribe to or acquire, securities, or an inducement to enter into investment activity in the United States or in any other jurisdiction in which such offer, solicitation, inducement or sale would be unlawful. No part of this presentation, nor the fact of its distribution, should form the basis of, or be relied on in connection with, any contract or commitment or investment decision whatsoever.

This disclaimer and the requirement for strict confidentiality shall apply without prejudice to any other confidentiality obligations to which you are subject.

Group overview

‘Mil €

PRELIMINARY

	Year ended Dec 31, 2016	Year ended Dec 31, 2017
Revenues ²	€842.8 m	€916.5 m
EBITDA	€263.3 m	€287.5 m
Adj EBITDA margin ¹	31.2%	31.4%

Service offering / RGUs
December 31, 2017A ('000s)



Romania



Hungary



Spain & Other⁴

Total

CATV	3,030	500	-	3,530
Fixed internet and data	2,284	467	-	2,751
Mobile telecommunication services	3,391	12	1,066	4,469
Fixed-line telephony	1,260	379	-	1,639
DTH	593	291	-	884
Total RGUs	10,558	1,649	1,066	13,273

Source: Company data

¹ Adj EBITDA margin defined as Adj EBITDA / Revenues;

² Revenues include intersegment revenues

⁴ In this Report, unless otherwise stated, as part of our "Other" segment we only present the results of our Italian operations, for revenue, and the results of our Italian operations and expenses of the Company, for operating expenses.

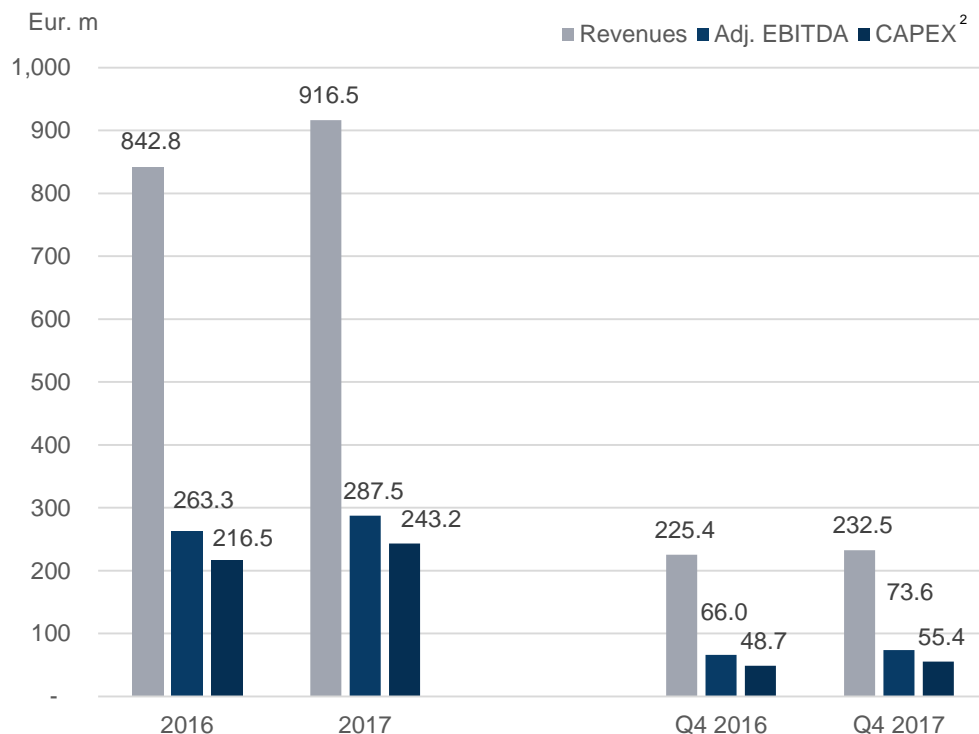
Recent developments

Business

- On 1 February 2018, RCS & RDS S.A., DIGI Távközlési és Szolgáltató Korlátolt Felelősségű Társaság („Digi Kft.”), as the borrowers, the Company, as a guarantor, Citibank N.A., London Branch and ING Bank N.V. as the arrangers, ING Bank N.V. as the facility agent, and several other financial institutions as the lenders have concluded a syndicated loan providing for three facilities in HUF, RON and EURO currencies.
- 5 years medium-term loan agreement that partially refinances the 2017 Bridge Loan.
- Interest rate is of 2.65% per annum plus the relevant applicable interbank offered rates.
- Value of approximately EUR 163,000,000 equivalent.
- Purpose:
 - To be used partially for the financing of the acquisition by Digi Kft. of the Hungarian telecommunications operator Invitel Tavkozlesi Zrt;
 - The remainder is intended to be used for general corporate purposes and/or capital expenditures.

Financial highlights

Results from continuing operations ¹



Key considerations

- **Revenues** in Romania increased mainly as a result of:
 - Increase in mobile telephony RGUs and ARPU.
 - Increase in our cable Tv and fixed internet RGUs.
- **Revenues** in Hungary & Spain and Other increased mainly as a result of increase in RGUs.
- **Adj EBITDA**¹ value was higher in Q4 2017 compared to Q4 2016, as a result of increase in Adj EBITDA in Romania and Spain.
- **Adj EBITDA** margin increased in Q4 2017 compared to Q4 2016 due to, among others, mobile business catch-up and the reduction in exposure of the energy activity in Romania and efficiency of scale in Spain.
- **CAPEX** for Q4 2017 was EUR 55.4 million, higher than in Q4 2016 (EUR 48.7 million) mainly due to development of mobile network in Hungary and the continuation of the investment projects in Romania.

Source: Company data

¹ Preliminary financial results for year ended December 31, 2017

² EBITDA is calculated by adding back to consolidated operating profit/(loss) the charges for depreciation, amortization and impairment of assets. Adjusted EBITDA is defined as EBITDA adjusted for the effect of extraordinary or one-off/non-recurring items. In addition, we adjust EBITDA for mark to market results (unrealized) from fair value assessment of energy trading contracts.

Highlights Romania

Subscribers

Thousand RGUs	RGUs Period Ended December 31,		Net Additions	
	2016	2017	Last 12 months	Last 3 months
	Cable TV	2,865	3,030	165
Fixed internet and data	2,115	2,284	169	59
Mobile telecommunications services ¹	3,213	3,391	178	(9)
Fixed-line telephony	1,339	1,260	(79)	(23)
DTH	641	593	(48)	(12)
Total	10,173	10,558	385	71

Key considerations

- Steady growth in Cable TV and Internet subscribers
- Increase YoY in mobile telephony RGUs and ARPUs; decrease in mobile internet sticks RGUs

ARPU (EUR) - residential clients

ARPU (EUR)	For the 3 months ended			For the year ended		% change
	December 31,		% change	December 31,		
	2016	2017		2016	2017	
Cable TV	5.2	5.2	0.0%	5.2	5.2	0.0%
Fixed internet and data	5.1	5.0	(2.0%)	5.0	5.0	(0.8%)
Mobile telecommunications services ¹	3.6	4.3	19.4%	3.4	4.1	19.2%
Fixed-line telephony	1.3	1.3	0.0%	1.3	1.3	0.0%
DTH	4.9	4.9	0.0%	4.9	4.9	0.0%

¹ Includes mobile telephony and mobile data RGUs

Highlights Hungary

Subscribers

Thousand RGUs	RGUs Period Ended		Net Additions	
	December 31,		Last 12 months	Last 3 months
	2016	2017		
Cable TV	473	500	27	5
Fixed internet and data	428	467	39	8
Mobile telecommunications services ¹	14	12	(2)	(1)
Fixed-line telephony	353	379	26	8
DTH	307	291	(16)	(11)
Total	1,575	1,649	74	9

Key considerations

- Increase in Cable TV, Internet and Fixed Telephony subscribers
- Increase in Cable TV & DTH ARPU
- Decrease in Fixed-line telephony ARPU due to lower traffic and in Internet ARPU due to packages' price changes

ARPU (EUR) - residential clients

ARPU (EUR)	For the 3 months ended			For the year ended		% change
	December 31,		% change	December 31,		
	2016	2017		2016	2017	
Cable TV	7.9	8.3	5.1%	7.5	8.2	10.1%
Fixed internet and data	8.0	7.5	(6.3%)	7.8	7.6	(2.2%)
Mobile telecommunications services ¹	6.9	6.9	0.0%	6.8	7.1	4.0%
Fixed-line telephony	1.7	1.2	(29.4%)	1.7	1.4	(16.2%)
DTH	8.8	9.2	4.5%	8.2	9.2	11.9%

¹ Includes mobile internet and data services offered as a reseller through the Telenor network under our "Digi" brand

Highlights Other Territories

Subscribers & ARPU

Thousand RGUs	RGUs Period Ended December 31,		<i>Net Additions</i>	
	2016	2017	<i>Last 12 months</i>	<i>Last 3 months</i>
Spain	609	896	287	83
Italy	86	170	84	12
Total	695	1,066	371	95

Group Financial Profile (1/2)

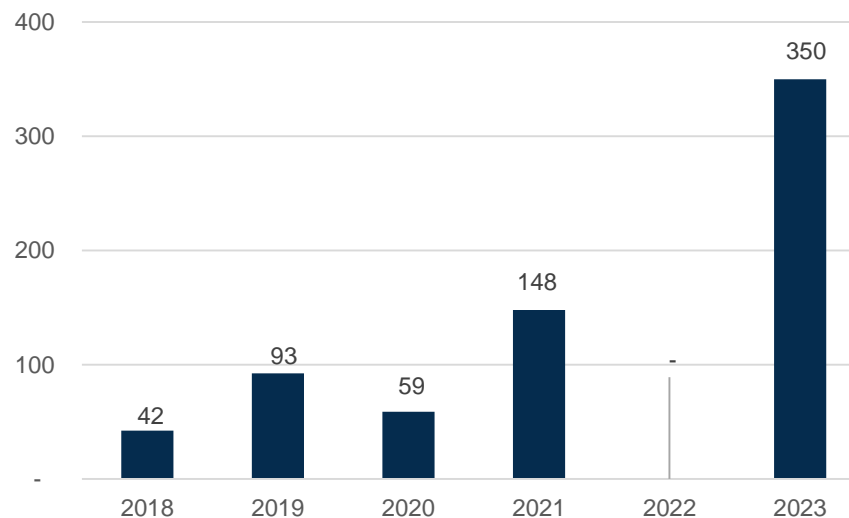
Financial liabilities as of December 31, 2017¹

PRELIMINARY

Amount

Facility	(Mil €)
2016 Senior Secured Notes	350.0
2016 Senior Facility	337.4
Financial leases	4.2
Other long term debt ²	40.3
Other short term debt ³	36.8
Hedging obligations	10.1
Total gross debt	778.9
Cash on BS	16.1
Total net debt	762.9

Maturity profile Long term loans & Notes (Mil €)²

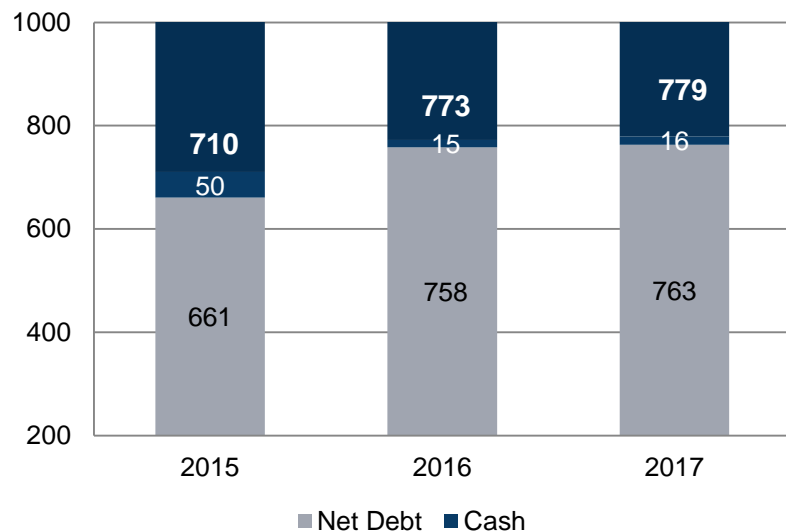


¹ Indebtedness as per Notes requirements

² Other long term debt include long term liabilities and other long term debt

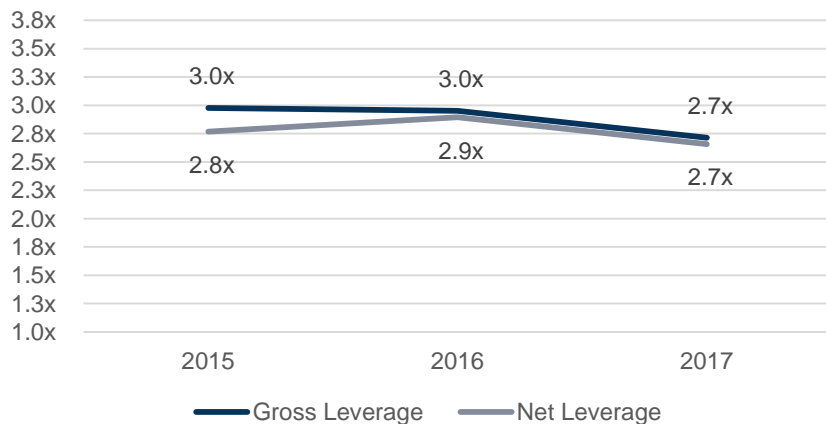
³ Other short term debt include overdrafts and other short term debt

Group Financial Profile (2/2)



Key considerations

- Total preliminary net debt¹ as of December 31, 2017 is €762.9 million
- Preliminary Net Leverage² is 2.7x and Preliminary Gross Leverage is 2.7x.



¹ Gross debt/ Net debt is presented as per Notes requirements.

² The Net Leverage and Gross Leverage are computed using EBITDA as per the Notes Covenants. Covenant's computation for the Net Leverage from the Senior Facility uses EBITDA which may be different from the Adjusted EBITDA presented in this presentation.

Contact

- You can find us on:
 - Web: www.digi-communications.ro
 - Email: ipo.relations@digi-communications.ro

Q&A