



DIGI



Investor presentation

**Financial Results
for quarter ended September 30, 2022**



Disclaimer

By attending the meeting where this presentation is made, or by reading the presentation slides, you agree to be bound by the following limitations:

The information in this document has been prepared by Digi Communications N.V., (the "Company" or "DIGI") and solely for use during the presentation.

This presentation has been made to you solely for your information and background, the information contained herein may be incomplete or condensed and such information is subject to update, completion, revision and amendment and may change materially. No person is under any obligation to update or keep current the information contained in the presentation and these materials, and any opinions expressed in relation thereto, are subject to change without notice.

The industry, market and competitive position data contained in this presentation come from third party industry publications, studies and surveys believed to be reliable. However, there is no guarantee of the accuracy or completeness of such data.

This presentation does not purport to be comprehensive or to contain all of the information that an investor may require for a full analysis of the matters referred to herein. No representation or warranty (whether express or implied) is given in respect of any information in this presentation or that this presentation is suitable for the recipient's purposes. Any recipient hereof should seek its own legal, accounting and other relevant professional advice. Any liability, including in respect of direct, indirect or consequential loss or damage, of the Company (or any of its affiliates or controlling persons) relating to the information contained within this presentation is expressly excluded.

This presentation includes statements, estimates, opinions and projections with respect to anticipated future performance of the Company. Such forward-looking statements reflect current expectations based on the current business plan and various other assumptions and involve significant risks and uncertainties and should not be read as guarantees of future performance or results and will not necessarily be accurate indications of whether or not such results will be achieved. Such forward-looking statements only speak as at the date of this presentation and the Company is not under any obligation to update or revise such forward-looking statements to reflect new events or circumstances.

This presentation contains references to certain non-IFRS financial measures and operating measures. These supplemental measures should not be viewed in isolation or as alternatives to measures of the Company's financial condition, results of operations or cash flows as presented in accordance with IFRS in its consolidated financial statements. The non-IFRS financial and operating measures used by the Company may differ from, and not be comparable to, similarly titled measures used by other companies.

The delivery of this presentation does not imply that the information herein is correct as at any time subsequent to the date hereof and the Company has no obligation whatsoever to update any of the information or the conclusions contained herein or to correct any inaccuracies which may become apparent subsequent to the date hereof.

This presentation does not constitute or form part of, and should not be construed as, an offer to sell or issue, or the solicitation of an offer to purchase, subscribe to or acquire, securities, or an inducement to enter into investment activity in the United States or in any other jurisdiction in which such offer, solicitation, inducement or sale would be unlawful. No part of this presentation, nor the fact of its distribution, should form the basis of, or be relied on in connection with, any contract or commitment or investment decision whatsoever.

This disclaimer and the requirement for strict confidentiality shall apply without prejudice to any other confidentiality obligations to which you are subject.



Highlights Q3 months 2022



Continuous Growth Profile



Group

REVENUES +19% **EUR 385 million** group consolidated Revenues for 3m 2022 (+19% compared with previous period)

RGU +15% RGU YoY increase up to **20.1 million**

EBITDAaL +10% **EUR 107.1 million** for 3m 2022



Romania

RGU +10 %

Mobile: 4.7 million RGU (+17% YoY)
Internet: 4.0 million RGU (+12% YoY)
Pay TV: 5.4 million RGU (+6% YoY)






Spain

RGU +39 %

Mobile: 3.6 million RGU (+29% YoY)
Internet: 0.7 million RGU (+90% YoY)



Group overview

'Mil € September 30, 2022	 Romania	 Spain	 Italy and Group Operations	Total ³
Revenues	€ 250.2 m	€ 127.8 m	€ 7.1 m	€ 385.1 m
EBITDAaL ¹	92.2	15.3	(0.5)	107.1
RGUs(000)	# 15,106	# 4,609	# 359	# 20,074

Source: Company data

¹; EBITDAaL stands for Earnings Before Interest, Taxes, Depreciation, Amortisation and after leases

² In this Report, unless otherwise stated, as part of our "Other" segment we only present the results of our Italian operations, for revenue, and the results of our Italian, Dutch and Portuguese operations for operating expenses.



Recent developments

- On November, 14, 2022 the Romanian Authority for Telecommunications (ANCOM) finalised the auction for the allocation of rights in 700 MHz, 1500 MHz, 2600 MHz and 3400-3800 MHz bands. ANCOM designated RCS&RDS as winner of the frequency rights in the 2600 MHz (4 blocks in 2x5 MHz - FDD) and 3400-3800 MHz (5 blocks in 10 MHz - TDD) bands. The value of the frequency rights is of EUR 45,500 thousand.
- As of June 6, 2022 Citymesh, part of the IT-group Cegeka and RCS & RDS, an EU telecommunications group, win the new entrant spectrum package in the 5G-auction and will start the build of a new (4th) national mobile network. Following the auction concluded on June 21,2022, Citymesh Mobile obtained the spectrum package in the 700 MHz, 900 MHz, 1,800 MHz, 2,100 MHz and 3,600 MHz bands for a total value of EUR 114,3 million payable in full or annually in equal instalments (at the choose of the subsidiary) for the entire duration of the right of use, which is 20 years, less for the 3,600 MHz rights that ends in May 2040.

DIGI

Financial highlights

Quarterly evolution

% CAPEX/revenues

34%

67%

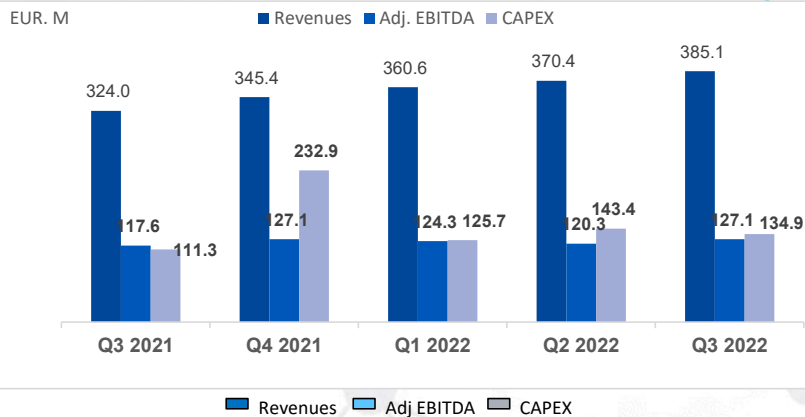
35%

39%

35%

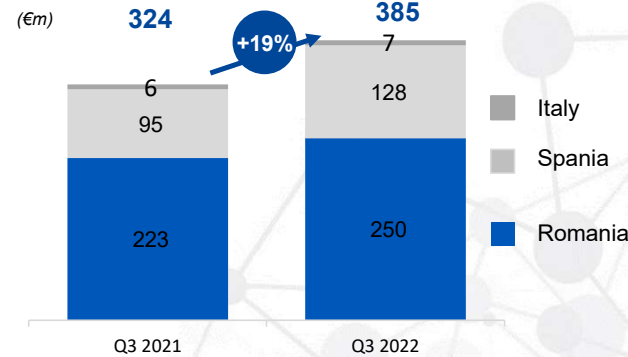
+19%

+8%

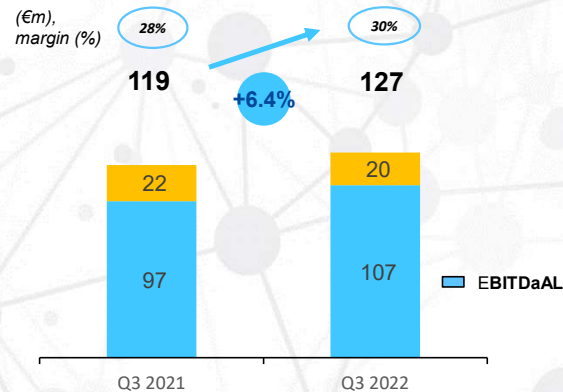


YOY

Group revenue²



Group adjusted EBITDA¹



Key considerations

- Revenues up 19% based on strong customer growth in Spain and Romania
- Sales in Spain grew by 35% while Romania grew by more than 12%
- EBITDAaL increased by 10% YoY amid certain inflationary pressures and cost associated to expansion to new territories.

Source: Company data

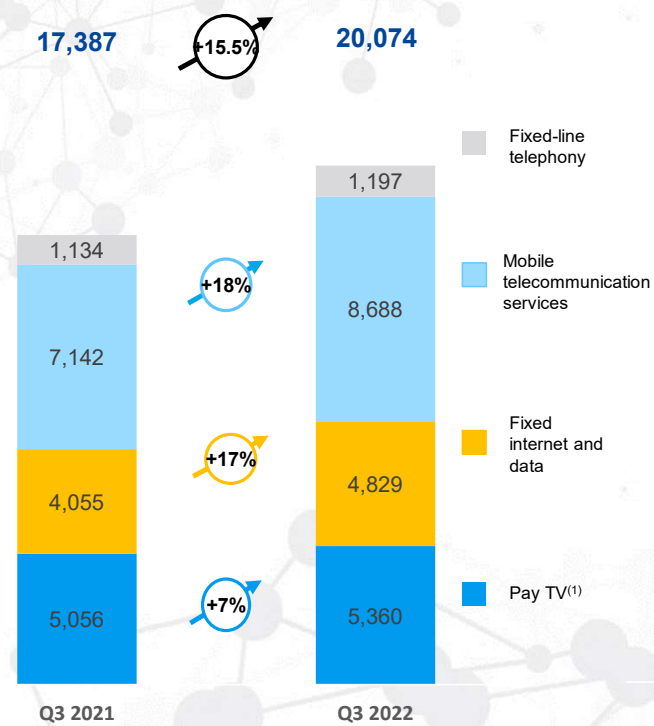
¹ Adjusted EBITDA is defined as EBITDA adjusted for the effect of extraordinary or one-off/non-recurring items.

² Revenues per country include intersegment revenues in total amount of EUR 1.8 million for Q3 2022;

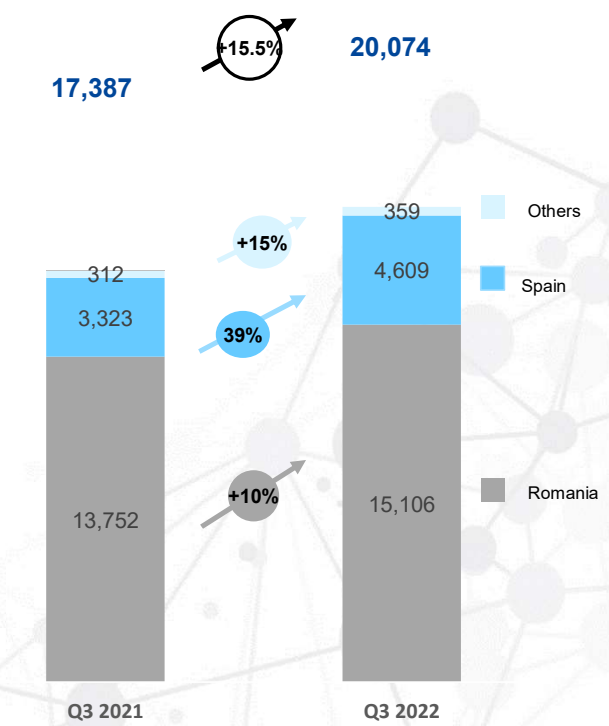


Outstanding growth for Group's RGUs

RGUs ('000) per business line



RGUs ('000) per country



Key considerations

- Strong organic RGU growth in fixed and mobile services in Romania
- Spain growth on all business segments

¹ Includes cable tv and DTH RGUs



Group Financial Profile

Financial liabilities as of September 30, 2022¹

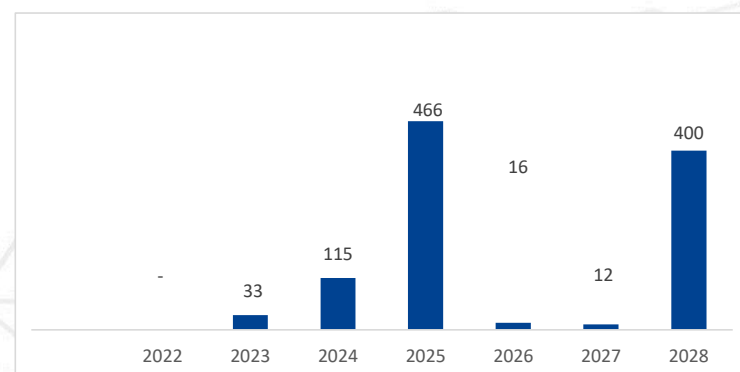
Facility	Amount (Mil €)
Senior Secured Notes	850.0
2021 Senior Facility (term loan & revolver)	192.0
Financial leases	34.8
Other long term debt	128.9
Other short term debt	53.3
Total gross debt	1,259.0
Cash on BS	320.7
Total net debt	938.3

¹ Indebtedness as per Notes requirements. As per the Notes Covenants, debt is presented under IFRS available at the signing date, therefore excludes IFRS 16 implications.

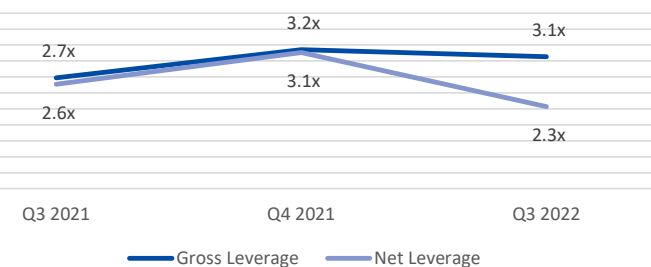
² Includes Finance lease liabilities and embedded derivative liabilities.

³ The Net Leverage and Gross Leverage are computed using EBITDA as per the Notes Covenants, under IFRS excluding IFRS 16 implications. Covenant's computation for the Net Leverage from the Senior Secured Notes uses EBITDA adjusted as per Indenture requirements, which is different from the Adjusted EBITDA in this presentation.

Maturity profile Long term loans & Notes (Mil €)



Leverage³





DIGI

Q&A

The DIGI logo is displayed in a bold, blue, sans-serif font. The background of the slide features a light gray network of interconnected nodes and lines, resembling a molecular or data structure, which is more prominent on the right side.

DIGI

Contact

You can find us on:

Web: www.digi-communications.ro

Email: investor.relations@digi-communications.ro